

# The world of **SOMMER** garage door operators



[www.sommer.eu/uk](http://www.sommer.eu/uk)

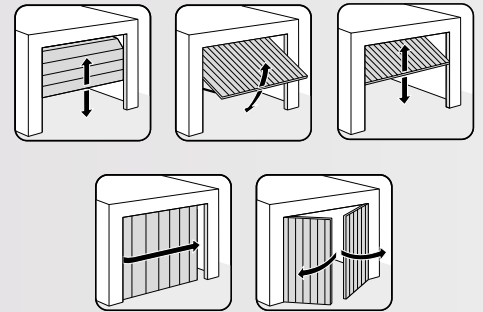
**SOMMER**

# The SOMMER garage door operators:

## Numerous fields of application

SOMMER garage door operators are suitable for the following types of door:

- ▶ Sectional doors
- ▶ Swing doors
- ▶ Up-and-over doors<sup>1)</sup>
- ▶ Overhead running doors/Overhead member doors
- ▶ All-round and side sectional doors<sup>1)</sup>
- ▶ Side-hinged doors<sup>1)</sup>



<sup>1)</sup> with diverse special accessories.

## Highest safety

Safety and accident prevention are taken seriously at SOMMER. Our operators are equipped with reliable and proven technology you can depend on.

- ▶ The **automatic obstruction detection** ensures optimum protection particularly for families with children.
- ▶ The self-locking motor ensures effective **protection against break-ins or entry by strangers**. No additional locking mechanism is necessary for SOMMER garage door operators.
- ▶ The **SOMMER emergency release system** means the door can be opened (unlocked) and locked manually in any position. With SOMMER is your garage door locked (closed) during a power failure. This offers you optimal safety in any situation.



## Innovative technology

All our garage door operators are provided with the **operator system of the jointly-operating motor – developed by SOMMER**. The motor carriage moves on a firmly tensioned chain, so that **no friction or power loss occurs** as with a circumferential chain. This gear-saving technology ensures a longer service life and less wear to the garage door operator.

The chain must not be oiled, which avoids oil stains on your car or door.



## The SOMMER guarantee

At SOMMER you have **5 years guarantee** on all garage door operators.\*

\* from SOMMER invoice date; excluding PCB's, radio receivers and handsets.  
For further information see the main catalogue or visit [www.sommeruk.com](http://www.sommeruk.com)

# all advantages at a glance

## Power-saving functionality

In times of increased electricity prices, **advanced and energy-saving technology** is more important than ever.

- ▶ The **"Dynamic Power System (DPS)"** enables the operator to use only as much force and electricity as needed.
- ▶ Due to an **energy-saving toroidal core transformer**, the operator requires less than 2W in standby mode.
- ▶ With a typical operation of three open and close movements a day, a garage door operator only costs around € 2.50 a year<sup>2)</sup>.

## Certified quality – "Made in Germany"

Our garage door operators are tested and certified in accordance with strict guidelines. That means you can be sure that our products are of the highest quality.

- ▶ SOMMER is certified according to **DIN EN ISO 9001**. This guarantees you the highest standards of quality and production.
- ▶ Our operators are **TÜV/GS** tested and are monitored by the German Technical Inspection Association (TÜV) at regular intervals. They also correspond to the applicable European provisions (**CE mark**) for "Electrical Safety" and "Electromagnetic Compatibility".
- ▶ In addition, the SOMMER garage door operators are subject to the voluntary **RAL-inspection**. The main criteria involves an endurance function test for the operator as an example (80,000 cycles for a marathon 550/800 SL).
- ▶ Our garage door operators are also **certified by independent institutes** and the safety validated according to statutory provisions and standards.
- ▶ Offering **over 1500 garage door / SOMMER operator compatible combinations**. SOMMER garage door operators and domestic garage doors made by various leading manufactures **are certified**. You can find a current list at: [www.sommer.eu](http://www.sommer.eu)



## SOMMER radio control system – comfort at the press of a button

Our radio control products ensure extra comfort with their low-interference and secure-transmission frequency of FM 868.8 MHz. Open your garage door from the comfort of your car.


- ▶ You only need one radio control system to operate all your **home automation applications**. In other words, your garage door, blinds, awnings and roller shutters as well as other electrical and electronic devices can conveniently be operated via radio remote control.
- ▶ **Extremely secure** the use of a 66 bit code length means it would take a lifetime to try out all combination options.
- ▶ **Extremely safe against interception**, as every code is only used once and changes after every activation ("rolling code").



<sup>2)</sup> Example calculation based on current electricity prices and the average use of a garage door operator. No responsibility accepted for the correctness of this data.

# Our models at a glance

**Our standard model** for light and medium-heavy doors up to 4.2 m width:



**Our deluxe models** for medium-heavy doors up to 5.5 m width:



**Our premier models** for heavy doors up to 8 m width:





# Our standard model

## ▶ *sprint evolution*

### sprint evolution – classic in design

#### Benefits:

- ▶ classy design in pure black
- ▶ maximum traction/pressure force 550 N for garage doors up to 4.2 m width
- ▶ partly pre-assembled and quickly ready for installation
- ▶ economical energy consumption



#### Operator unit:

- ▶ greater durability and less wear through gear-saving technology due to the motor operating jointly
- ▶ chain is stationary, so that no friction or power loss occurs as with a circumferential chain
- ▶ chain is maintenance free and must not be oiled, which means there are no oil stains on your vehicle or door
- ▶ self-locking motor ensures protection against burglary and intrusion; no additional locking mechanism necessary
- ▶ quiet opening and closing

#### SLS – Safety Limit Switch:

The SOMMER garage door operators allow the door to be disengaged and engaged in any position. This offers safety and security in case of power failure.



#### sprint evolution 550

Operator unit 550 N  
incl. 2 handsets

item no. 2600V020

Matching track unit\*  
with travel length 2,600 mm


item no. 1897V000

\*extendable with track extension.

# Our standard model

## Track unit:

Track supplied with a travel length of 2,600mm (operates doors up to 2.6m high). Track extension (available as an accessory).



## Ceiling mounting unit:

The adjustable ceiling mounting gives you flexibility and easy installation.



## Control unit:

- ▶ integral radio receiver (FM 868.8 MHz and 112 memory slots) with integral illumination
- ▶ pluggable, service friendly motor control unit
- ▶ obstacle detection: the door reverses when meeting an obstacle
- ▶ the "Dynamic Power System (DPS)" reads in the required force automatically, and adjusts this to the changing external conditions, ensuring the highest safety
- ▶ backjump for relieving the stress on the door and drive
- ▶ controlled soft run



# Our deluxe models


## duo vision – a classic with separate control unit housing

### Benefits:

- ▶ separate control unit housing for easy assembly without complex electrical installation
- ▶ maximum traction/pressure force 800 N for garage doors up to 5.5 m width
- ▶ operator unit and track length can be combined (to suit customer needs)
- ▶ economical energy consumption



# Our deluxe models



## Track unit:

- ▶ enables individual adaptation to your garage door
- ▶ ideal for retro-fitting
- ▶ power supply at both ends of the track possible; this saves time and unnecessary cable laying during installation
- ▶ including 5 m connecting cable
- ▶ travel length of 2,600 mm, 3,000 mm and 3,400 mm possible (can be extended with additional rail extension)



## Separate control unit:

- ▶ integral radio receiver (FM 868.8 MHz) with 112 memory slots
- ▶ interior push-button already integrated; no separate push-button necessary
- ▶ integral illumination
- ▶ no complex electrical installation necessary, as the existing power socket can be used
- ▶ obstacle detection: the door reverses when meeting an obstacle
- ▶ the "Dynamic Power System (DPS)" reads in the required force automatically and adjusts this to the changing external conditions, ensuring the highest safety
- ▶ backjump for relieving the stress on the door and drive
- ▶ controlled soft run



Ceiling or wall - the choice is yours!

The "duo" control unit housing can be attached at the rear (1), above (2), below (3) or directly on the track (4).

Operator unit incl. 2 handsets

**duo vision 500** (500 N)

**duo vision 650** (650 N)

**duo vision 800** (800 N)

item no. 3000V020

item no. 3010V020

item no. 3020V020

Matching track unit\*

with travel length 2,600 mm

with travel length 3,000 mm

with travel length 3,400 mm

item no. 1890V000

item no. 1891V000

item no. 1892V000

\* extendable with track extension.

# Our deluxe models



# Our deluxe models

## duo rapido<sup>+</sup> – the fast garage door operator

### Benefits:

- ▶ with a speed of up to 240 mm/s the door opens faster
- ▶ separate control unit housing for easy assembly without complex electrical installation
- ▶ maximum traction/pressure force 650 N for garage doors up to 5 m width
- ▶ economical energy consumption

### SLS – Safety Limit Switch:

The SOMMER garage door operators allow the door to be disengaged and engaged in any position. This offers safety and security in case of power failure.

### Track unit:

- ▶ power supply at both ends of the track possible; this saves time and unnecessary cable laying during installation
- ▶ including 5 m connecting cable

240 mm/s

### Operator unit:

- ▶ greater durability and less wear through gear-saving technology due to the motor operating jointly
- ▶ chain is stationary, so that no friction or power loss occurs as with a circumferential chain
- ▶ chain is maintenance free and must not be oiled, which means there are no oil stains on your vehicle or door
- ▶ self-locking motor ensures protection against burglary and intrusion; no additional locking mechanism necessary

### Separate control unit:

- ▶ integral radio receiver (FM 868.8 MHz) with 112 memory slots
- ▶ interior push-button already integrated; no separate push-button necessary
- ▶ integral illumination
- ▶ no complex electrical installation necessary, as the existing power socket can be used
- ▶ obstacle detection: the door reverses when meeting an obstacle
- ▶ the "Dynamic Power System (DPS)" reads in the required force automatically and adjusts this to the changing external conditions, ensuring the highest safety
- ▶ backjump for relieving the stress on the door and drive
- ▶ controlled soft run



### duo rapido 650

Operator unit 650 N  
incl. 2 handsets

item no. 3060V020

### Matching track unit\*

with travel length 2,600 mm  
with travel length 3,000 mm  
with travel length 3,400 mm

item no. 1890V000  
item no. 1891V000  
item no. 1892V000

\* extendable with track extension.

# Our premier models

## marathon SL – the heavy-duty garage door operator

### Benefits:

- ▶ maximum traction/pressure force 1100 N for garage doors up to 8 m width
- ▶ 112 memory lots (extendable to 448 memory slots\*)
- ▶ economical energy consumption
- ▶ operator unit and track length can be combined (to suit customer needs)


\* only possible with marathon 800 SL and 1100 SL



**Fast chain tensioning:**  
for a fast, secure and simple installation with standard tools.



**Galvanised and powder coated track:**  
for optimal power flow and a long-life cycle suitable for doors with a height up to 3.4m (extendable with track extension)



### SLS – Safety Limit Switch:

The SOMMER garage door operators allow the door to be disengaged and engaged in any position. This offers safety and security in case of power failure.

### Operator unit:

- ▶ quiet opening and closing
- ▶ greater durability and less wear through gear-saving technology due to the motor operating jointly
- ▶ self-locking motor ensures protection against burglary and intrusion; no additional locking mechanism necessary

### More advantages:

- ▶ floating output relay contact
- ▶ integrated interpretation for electrical (8.2 kOhm) or optical safety edge
- ▶ connection possibility for a red traffic light



Suitable accessories:  
red LED traffic light for internal and external installation

### Operator unit

<b>marathon 550 SL</b> (550 N)	item no. 4250V020
<b>marathon 800 SL</b> (800 N)	item no. 4570V020
<b>marathon 1100 SL</b> (1100 N)	item no. 4580V020

### Matching track unit\*

with travel length 2,600 mm	item no. 1870V000
with travel length 3,400 mm	item no. 1871V000

All operators incl. 2 handsets

\* extendable with track extension.

# Our premier models

**Flexible:** all "marathon" garage door operators are packaged in 2 boxes for practical handling.

**Advantages for you:**

- ▶ operator power and track length can be flexibly combined to suit customers' requirements
- ▶ storage space is even more practical in 2 boxes
- ▶ transportation of 2 packages is more convenient and easier to handle



**Motor control:**

- ▶ offers numerous connection possibilities, e.g. light barriers (photo cell), safety edges or TorMinal
- ▶ internal push button with integrated 7 m cable
- ▶ automatic closing is adjustable
- ▶ integral radio receiver (FM 868.8 MHz) and illumination
- ▶ obstacle detection: the door reverses when meeting an obstacle
- ▶ the "Dynamic Power System (DPS)" reads in the required force automatically and adjusts this to the changing external conditions, ensuring the highest safety
- ▶ backjump for relieving the stress on the door and drive
- ▶ controlled soft run




# Our premier models

## marathon tiga SL – the heavy-duty garage door operator for underground car parks and multiple garage doors



### Benefits:

- ▶ maximum traction/pressure force 1100 N for garage doors up to 8 m width
- ▶ with two-way traffic regulation (red/green)
- ▶ numerous connection possibilities, e.g. light barrier (photo cell), traffic light or safety edge
- ▶ pluggable memory module with 448 memory slots
- ▶ operator unit and track length can be combined (to suit customer needs)



### SLS – Safety Limit Switch:

The SOMMER garage door operators allow the door to be disengaged and engaged in any position. This offers safety and security in case of power failure.

### Motor control:

- ▶ integral illumination
- ▶ integral radio receiver (FM 868.8 MHz)
- ▶ offers numerous connection possibilities, e.g. light barrier, safety contact edge or TorMinal
- ▶ controlled soft run

### More advantages:

- ▶ easy to install due to separate traffic control unit which can be wall mounted (short cable run)
- ▶ internal push button with integrated 7 m cable
- ▶ the “Dynamic Power System (DPS)” reads in the required force automatically and adjusts this to the changing external conditions, ensuring the highest safety
- ▶ floating output relay contact, e.g. for lights
- ▶ integrated interpretation for electrical (8.2 kOhm) or optical safety edge
- ▶ connection for TorMinal, to adjust individually the standard values for example opening and closing, opening and clearing time; avoids possible setting changes by an unauthorised person
- ▶ backjump for relieving the stress on the door and drive
- ▶ automatic closing function



**Separate traffic control unit:**  
for two-way traffic regulation,  
e.g. with a red/green traffic light

### Operator unit

**marathon tiga 800 SL** (800 N)  
**marathon tiga 1100 SL** (1100 N)

item no. 4577V020  
item no. 4587V020

### Matching track unit\*

with travel length 2,600 mm  
with travel length 3,400 mm

item no. 1870V000  
item no. 1871V000

All operators incl. 2 handsets


\* extendable with track extension.

# Our premier models

## marathon tiga SLX – the underground car park and multiple garage door operator with separate control unit housing

### Benefits:

- ▶ maximum traction/pressure force 1100 N for garage doors up to 8 m width
- ▶ with two-way traffic regulation (red/green)
- ▶ numerous connection possibilities, e.g. light barrier (photo cell), traffic light or safety edge
- ▶ pluggable memory module with 448 memory slots
- ▶ operator unit and track length can be combined (to suit customer needs)



separate control unit housing for installation on the wall incl. integrated traffic control unit



### Control unit:

- ▶ control unit can be disconnected from the power supply system and is lockable
- ▶ only a connecting cable has to be put on the ceiling (no connection above the head is necessary)
- ▶ all control elements are in one housing (traffic control, transformer and marathon tiga control board)

For further technical data please see **marathon tiga SL**.



Operator unit without handsets

**marathon tiga 800 SLX** (800 N) item no. 4510V020

**marathon tiga 1100 SLX** (1100 N) item no. 4520V020

Matching track unit\*

with travel length 2,600 mm

item no. 4505V000

with travel length 3,400 mm

item no. 4506V000

# The right accessories for your garage

## The **SOMMER** radio control system – comfort at the press of a button:

With the radio handsets from **SOMMER** you can remotely control your garage door operator easily and conveniently from the comfort of your car.

### 4-command handset

item no. 4020V365

- up to four applications possible
- dust-proof housing
- modern, compact design in stainless steel
- keypad cover prevents unintentional activity
- with practical retainer clip on the reverse side and the option of fastening on a keyring pendant



### Holder

item no. 4640V000

- suitable for 4-command handset
- for fixing in the car or on the wall



### 4-command slider handset

item no. 4031V000

- up to four applications possible
- with SOMMER engraving
- high-quality, compact design in stainless steel
- keypad cover prevents unintentional activity
- dust-proof housing
- specially for keyring pendants, including snap-links



### 2-command handset

item no. 4026V000

- up to two applications possible
- specially for keyring pendants, including snap-links
- dust-proof housing



### 12-command handset "Telecode" (IP 64)

item no. 4071V005

- up to 10 different access codes and 2 uncoded buttons
- dust and splash-proof housing (IP 64) is designed for hard, tough environments outdoors
- anti-theft system and proven "Somloq Coding System" ensure the highest security
- large buttons make control easy
- long lasting battery

illuminated push-buttons



# door operator

## 30-command handset (IP 64) with number and direction buttons with number buttons

item no. 4080V000  
item no. 4080V001

- for universal use, e.g. up to 30 doors (industrial or commercial use) or up to 30 applications (Home Automation use)
- dust and splash-proof housing (IP 64) is designed for hard, tough environments outdoors (in conjunction with holder)
- large buttons make control easy
- long lasting battery
- optional: holder (item no. 4641V000) for attachment, e.g. on forklifts



## 3-button wireless switch button top white button top anthracite

item no. 4762V000  
item no. 4762V001

- up to three applications possible
- for universal use
- surface mounting with screws or double-sided adhesive tape



## "ENTRASys GD" fingerprint system (IP 54)

item no. 5052V000

- opens garage doors and gates by biometric recognition of a soft touch of a finger without any key or access card
- total memory positions: max. 80 fingerprints
- positions for administrators: max. 9 fingerprints
- swipe sensor of the latest generation with very high and fast recognition rate
- cannot be manipulated; only "living" fingers get access
- up to four applications possible (e.g. door and/or gate can be activated)
- low power consumption (battery saving)



## Further accessory:

### Track unit "removable carriage" for marathon SL / marathon tiga SL for marathon tiga SLX

item no. 1873V000  
item no. 4508V000

- the version "removable carriage" allows rapid and easy removal of the carriage for servicing
- the operator can stay installed on the ceiling and does not need to be dismantled
- with travel length 2,650 mm



### Key switch

item no. 5003V000-5010V000

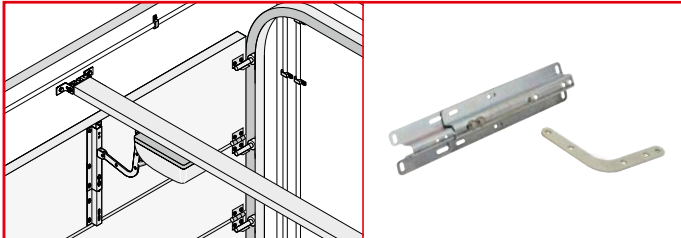
- for activating the door operator by key
- several versions are available for surface or flush mounting with or without profile cylinder

Including  
3 keys



# The right accessories for your garage

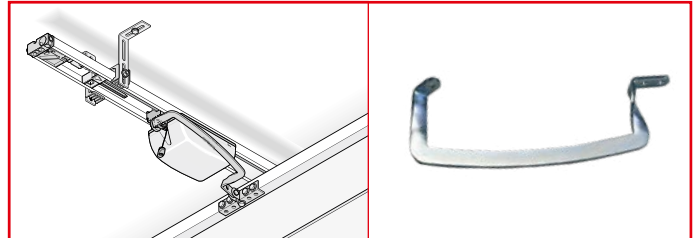
## Special accessories – for individual requirements:



### Sectional door fitting with boomerang

item no. 3101

- Universal connection set for all sectional doors
- Length-adjustable with curved push arm ("boomerang")
- Very stable
- Force transmission over the entire slat

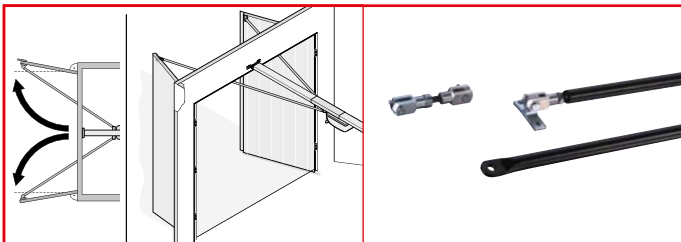


### Low headroom bracket

item no. 3122V000

- Special fitting for doors with low lintel height
- Reduces the distance from the carriage to the complete door panel by approx. 23 cm

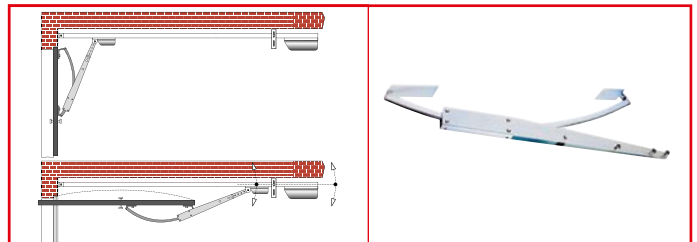
*Caution: Can only be used for SOMMER garage door operators with separate control unit.*



### Wing door fitting

item no. 1501V000

Connection set for automating side-hinged doors with SOMMER garage door operators. Suitable for doors with a maximum door width of 2,800 mm. Further special dimensions are possible on request.



### Bow arm converter

item no. 1500V000

Universal bow arm for installation in doors with vertical guide rail (canopy doors)


*Caution: The travel length can become shorter by up to 700 mm when using the curved arm!*



### Track extension 1,600 mm for sprint evolution, duo vision and duo rapido

item no. 1628V000


including additional ceiling mounting unit, joining track, chain, chain cover and fixing material



### Track extension 1,600 mm for marathon SL and marathon tiga SL/SLX

item no. 1615V000

including additional ceiling mounting unit, joining track, chain and fixing material



### Adjustable connecting arm

1,500-2,500 mm long  
2,500-3,500 mm long

item no. 3105  
item no. 3106



### "duo" adapter kit

item no. 927

The control unit housing can be attached directly to the track

# door operator

## Extra safety for doors:

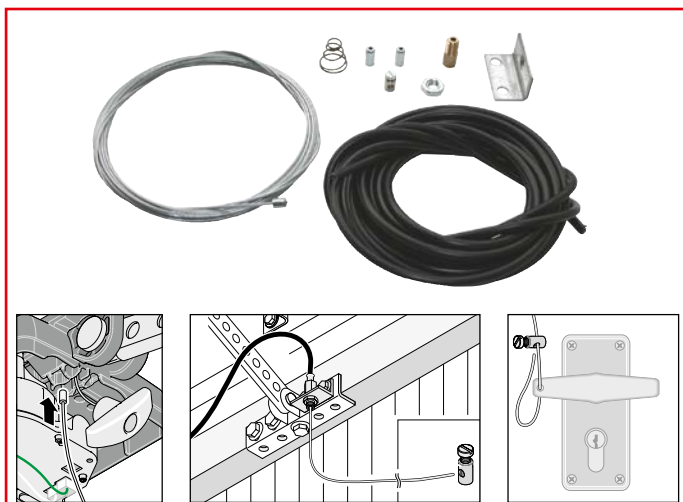


### One-way light barrier item no. 7020V000

One-way light barrier (photo cell) for extra protection of the door system. Range max. 10 m; AC 12... 24 V, DC 15... 35 V; including mounting bracket; IP 44



## Emergency release – for even more protection:

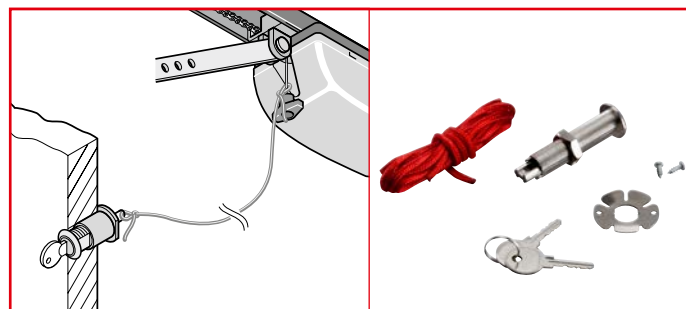


### Bowden wire (standard) item no. 1612

For door emergency release via bowden wire.  
Length: wire 2.3 m / coating 0.55 m

### Bowden wire (long) item no. 1620

When using a bow arm, an extended connecting arm or a wing door fitting.  
For door emergency release via bowden wire.  
Length: wire 5.0 m / coating 4.5 m



### Emergency release lock item no. 5116V000

Safe and rapid emergency release e.g. in the event of a power failure, if there is no separate access to the garage. Suitable for all sectional doors, side-opening sectional doors, side-opening doors and side-hinge doors.

For more information visit our homepage:  
[www.sommer.eu/uk](http://www.sommer.eu/uk)

# We are always certain to have the ideal solution.


The **SOMMER** company together with their subsidiaries and partners worldwide offer you everything from one source. Our products stand for highest quality and innovative technology – **SOMMER** “Made in Germany”.

*Garage door operators  
Roller shutter operators  
Parking and blocking systems*

*Swing gate operators  
Awning operators  
Aluminium front doors*

*Sliding gate operators  
Integrated operator systems  
Home Automation*

*Industrial door operators  
Roller door control unit  
Radio control systems*



**SOMMER**

Visit our homepage: [www.sommer.eu/uk](http://www.sommer.eu/uk)

SOMMER Door & Gate Automation UK Ltd.  
3 Harrier Court • Airfield Business Park  
Elvington • York  
YO41 4EA

phone: 01904 608 787  
fax: 01904 608 064  
email: [info@uk.sommer.eu](mailto:info@uk.sommer.eu)

Your SOMMER dealer: